REVISIONS				
ZONE	REV	DESCRIPTION	DATE	APPROVED
	E	Added Dwg Tag Numbers	27Mar08	
	F	Added Cranes & Reinforced Concrete Areas	31Mar08	
	G	Add Matl Lab Detail, Reconf Belting, Added Storage, Cranes to Final Vis. & Ship	04Apr08	
	H	Reconfigured Weld Stations	09Apr08	
	J	1 – Added Tables (I5) & (4) Jib Cranes (I47) 2 – Added US Bath (I45) & OH Crane (G12) 3 – Added Engraving Room & Engraver (I1) 4 – Added Part Dryer (I43) & Waterflow Test (I14) 5 – Removed Electrical Room 12' x 16' 6 – Removed OH Crane & Added (4) Jib Cranes (I47)	16Apr08	
	K	1 – Added Tag Numbers for Cranes 2 – Removed Engraving Room & Engraver 3 – Added Equipment & Cranes to Blast Room 4 – Reconfigured Tank Farm 5 – Added Material Flow, WIP & Storage 6 – Reconfigured Coater Exhaust Filters & Chillers	02May08	
	L	1 – Updated Cranes per APSM02CR Rev B 2 – Removed Ext. Elec. Room & Added Transformer Pad 3 – Deleted Vacuum Furnace HT1B & HT1C – Now Future Furnaces 4 – Updated Vacuum Furnace HT1A to Rev 5 5 – Deleted Coaters C1B & C1C – Now Future Coaters 6 – Coater C1A Layout Re-Arranged for Efficiency 7 – Deleted All Hanel Storage Systems G9 8 – Changed Pallet Racks to Movable Rack System 9 – Updated M3 to Latest Mfr (EDGE3) 10 – Updated M1, M2, M4 & M6 to Mfr Size Data	16Jun08	

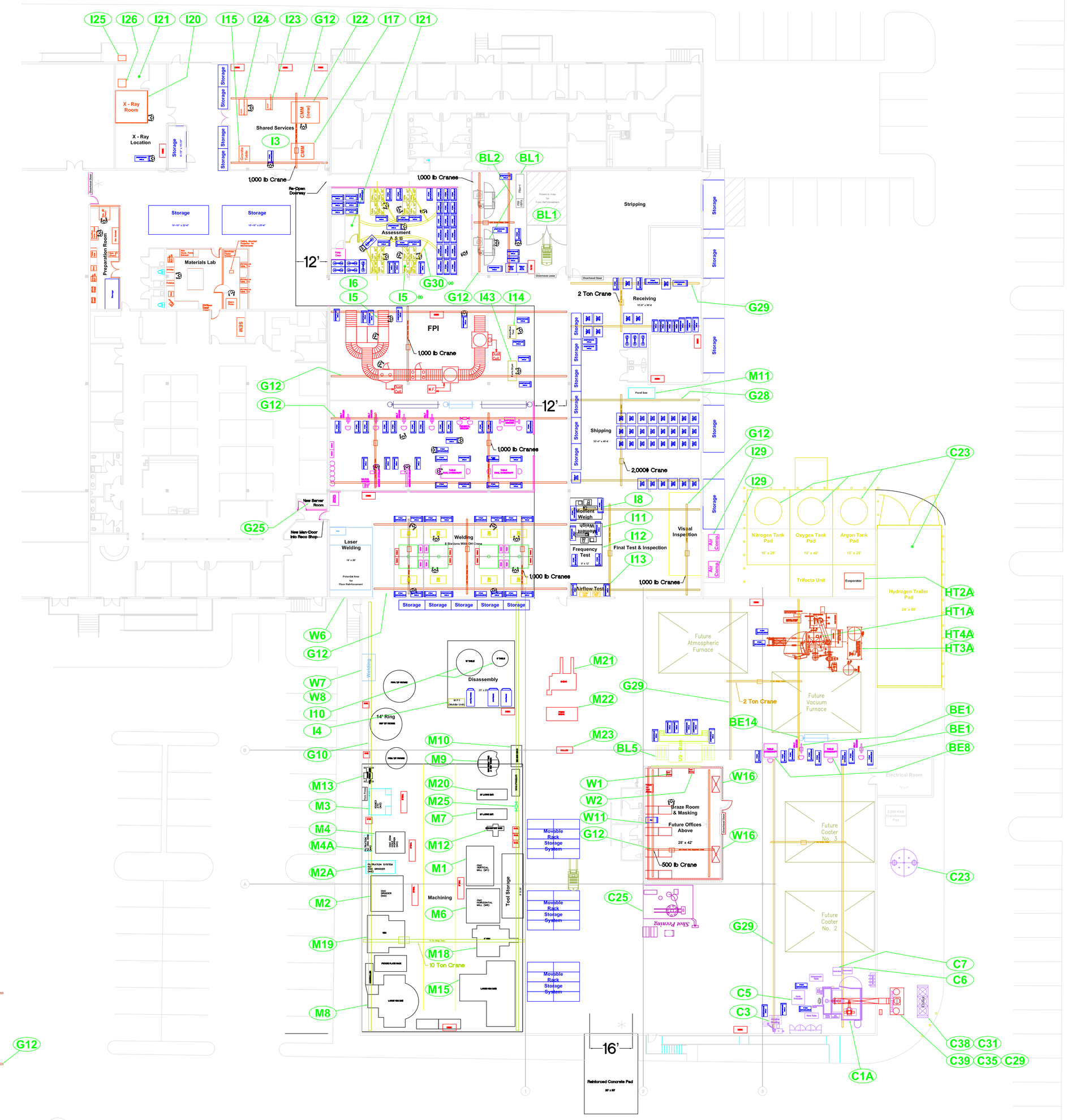

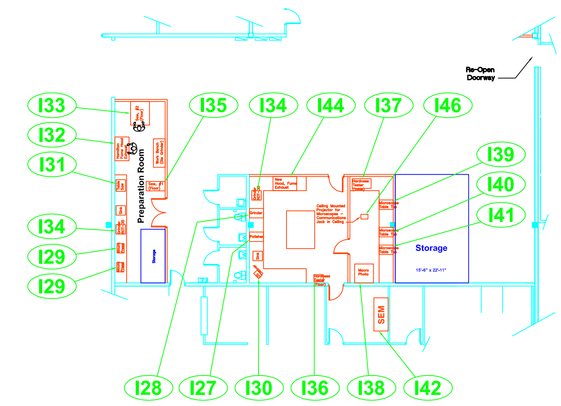

MATERIALS LAB

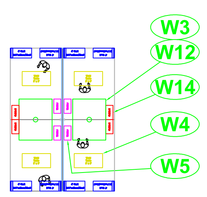

WELDING AREA

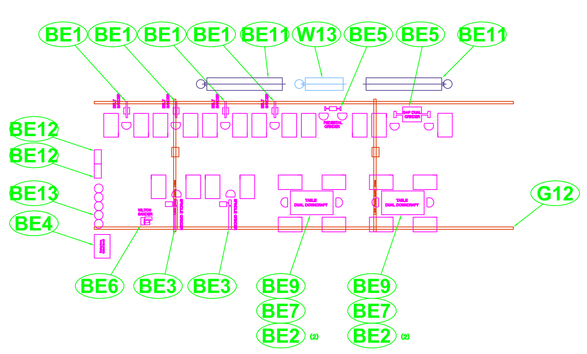

BELTING AREA

EQUIPMENT PLAN

NORTH

Avakian & Associates, LLC

POWER SYSTEMS MANUFACTURING
Recon Project
Jupiter, FL

Project Manager: A. Mark Avakian
Project Engineer: Ron Schissler

SIZE E | FSCM NO. - | DWG NO. APSM02P | REV L

SCALE 1/16" = 1' | 10 Mar 2008 | SHEET 1 of 1